



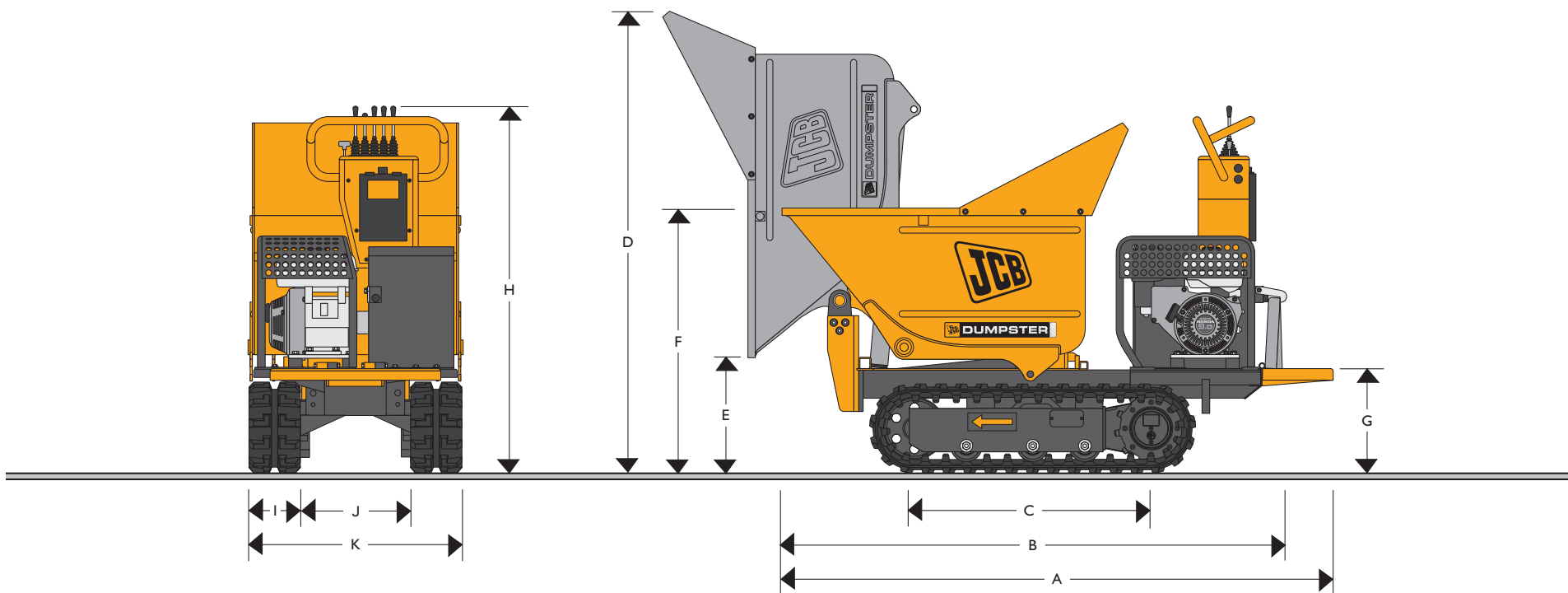
# JCB DUMPSTER | TD7/TDI0/TDI0SL



MAX. ENGINE POWER: 7kW (9hp) – 9kW (13hp)

MAX. PAYLOAD: 710kg – 800kg

## STATIC DIMENSIONS – TD7



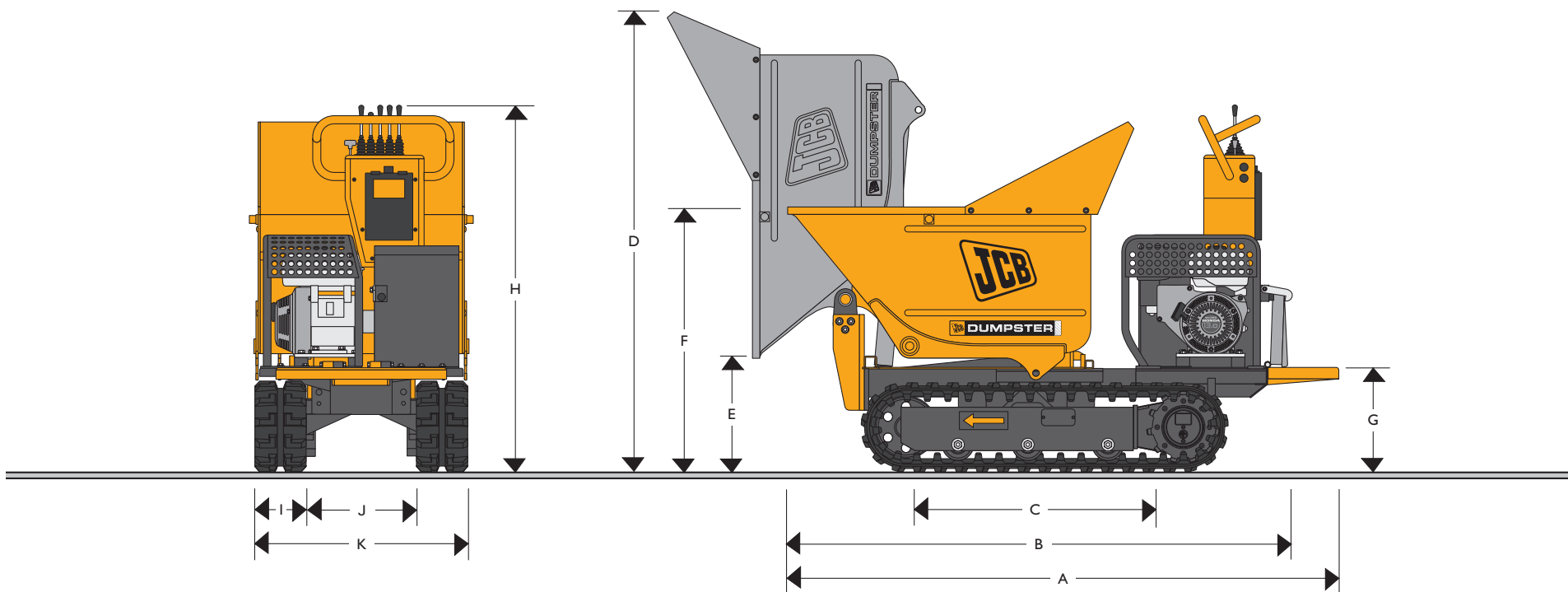
## STATIC DIMENSIONS – TD7

Machine model	TD7
	mm
A Machine length (operating position)	1945
B Machine length (transport position)	1810
C Undercarriage length	865
D Maximum height (tipping position)	1590
E Skip ground clearance (tipping position)	470
F Skip height (transport position)	940

Machine model	TD7
	mm
G Foot platform height	370
H Overall height (transport position)	1245
I Track width	180
J Inside track width	390
K Maximum machine width	755



STATIC DIMENSIONS – TD10



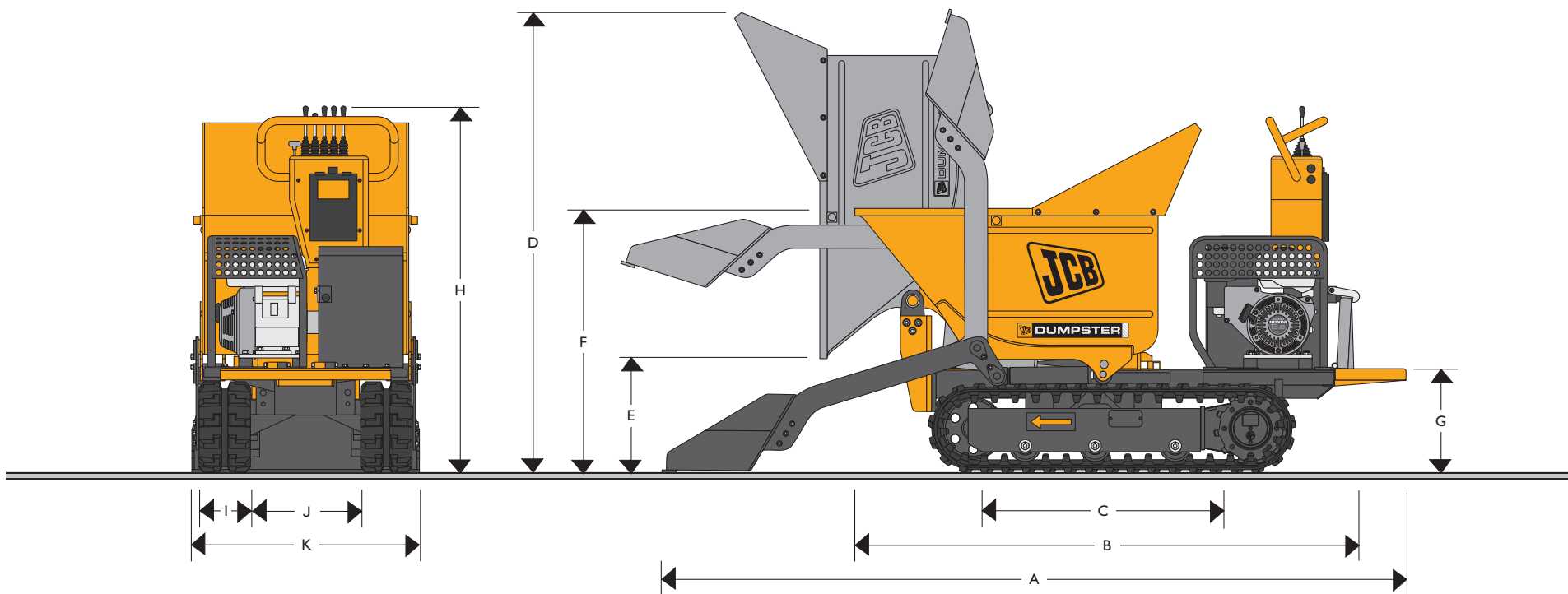
STATIC DIMENSIONS – TD10

Machine model	TD10
	mm
A Machine length (operating position)	1945
B Machine length (transport position)	1810
C Undercarriage length	940
D Maximum height (tipping position)	1590
E Skip ground clearance (tipping position)	470
F Skip height (transport position)	940

Machine model	TD10
	mm
G Foot platform height	370
H Overall height (transport position)	1245
I Track width	180
J Inside track width	390
K Maximum machine width	785



STATIC DIMENSIONS – TD10SL



STATIC DIMENSIONS – TD10SL

Machine model	TD10SL
	mm
A Machine length (operating position)	2610
B Machine length (transport position)	1810
C Undercarriage length	940
D Maximum height (tipping position)	1590
E Skip ground clearance (tipping position)	470
F Skip height (transport position)	940

Machine model	TD10SL
	mm
G Foot platform height	370
H Overall height (transport position)	1245
I Track width	180
J Inside track width	390
K Maximum machine width	800



# JCB DUMPSTER | TD7/TD10/TD10SL



## WEIGHTS & CAPACITIES

Machine model		TD7	TD10	TD10SL
Machine weight (no load or operator)	kg	540	570	640
Operating weight (no load)	kg	615	645	715
Max. operating weight (with load)	kg	1325	1445	1465
Max. carrying capacity	kg	710	800	750
Skip capacity	m <sup>3</sup>	0.3	0.3	0.3
Hydraulic tank capacity	litres	20	20	20
Petrol tank capacity	litres	5.5	5.5	5.5

## ENGINE

Machine model		TD7	TD10	TD10SL
Brand and model		Honda GX270	Honda GX390	Honda GX390
Max. power @ 3600rpm	kW (hp)	7 (9)	10 (13)	10 (13)
Max. rpm		3500	3500	3500
No. of cylinders		1	1	1
Displacement	cm <sup>3</sup>	270	389	389

## HYDRAULICS

Machine model		TD7	TD10	TD10SL
Pump number and type		3 – Gear	3 – Gear	3 – Gear
Pump output	l/min	15	15	15
Operating pressure	bar	150	150	150

## UNDERCARRIAGE

Machine model		TD7	TD10	TD10SL
No. of bottom rollers		3	3	3
Track tensioning		Grease	Grease	Grease
Travel speed – low gear	kph	2.1	2.1	2.1
Travel speed – high gear	kph	3.4	3.4	3.4
Ground bearing pressure (without operator)	kg/cm <sup>2</sup>	0.17	0.17	0.19

## STANDARD & OPTIONAL EQUIPMENT

Machine model	TD7	TD10	TD10SL
0.3m <sup>3</sup> skip	Std	Std	Std
Self loading shovel	–	–	Std
Flat bed with fold down side panels	Opt	Opt	Opt
Log splitter kit	Opt	Opt	Opt
2 speed tracking	Std	Std	Std
Hydraulic quick couplings	Std	Std	Std
Anti slide foot platform	Std	Std	Std
Manual (pull) start	Std	Std	Std
Electric start	–	Opt	Opt

